







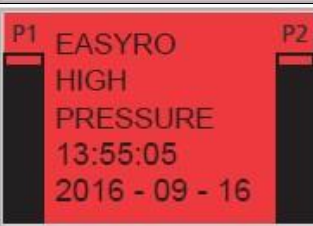
20. Fault messages EASYRO 150/300/600

Faults and troubleshooting



- ◀ Left arrow
- ▶ Right arrow
- ▼ Down arrow
- ▲ Up arrow
- ESC
- OK
- F1, F2, F3, F4
- Display color**
- White: System active
- Yellow: Warning/Information
- Red: Alarm

TANK EMPTY	This message appears only with systems equipped with an external pressure-less tank. The message resets automatically once there is enough water in the tank.
OVERFLOW ALARM STOP	Only with models equipped with pressure-free tank. The system actuates the emergency-stop due to an overflow.
CHECK LEVEL SENSOR	This message appears when the water level of the tank has dropped to less than 10 cm. The system stops the production mode. Please check whether the level sensor is properly connected. Please call our service team.
CHECK MEMBRANE	This message appears when the set water quality has not been reached after 10 minutes. The system stops after 10 minutes of draining. This message is depicted only with deactivated drainage. Please call our service team

	<p>The motor temperature is too high. The system stops automatically at a temperature of 75 °C and starts again if the temperature falls to 65 °C. This message is not used during standard operation. Please make sure the ventilation slots are not covered.</p> <p>IF NOT, please call our service team.</p>
	<p>Your system reports a leak (system leaks water). The system stops automatically.</p> <p>Please turn off the water supply and disconnect the power plug. Call our service team.</p>
	<p>A lack of pressure occurred in the system. The inlet pressure has dropped and the system stops the production mode. Possible measures: Check whether the water supply is cut off. Check whether the pre-filter is clogged (requires filter replacement) 3) Please disconnect and reconnect the system with the power plug.</p>
	<p>If the inlet pressure continues to be low even after unplugging and reconnecting the system, press ESC + ► right arrow for 2 seconds. The display depicts "VENTING" and the system flushes for approx. 5 seconds. Afterwards, the system should then resume production mode. IF NOT, please call our service team.</p>
	<p>An external alarm signal causes an emergency stop of the system. On request, this function is set at the factory, e.g. if the pre-filters are clogged. pre-filter system if pre-filters are clogged.</p>
	<p>This message appears only with systems equipped with an pressurized tank. The internal pressure is too high.</p> <p>This message is not used during standard operation. Please disconnect the water outlet of the EASYRO® and connect it again after a short waiting period. Confirm by pressing "OK". EASYRO® switches back to normal operating mode.</p> <p>IF NOT, please call our service hotline.</p>